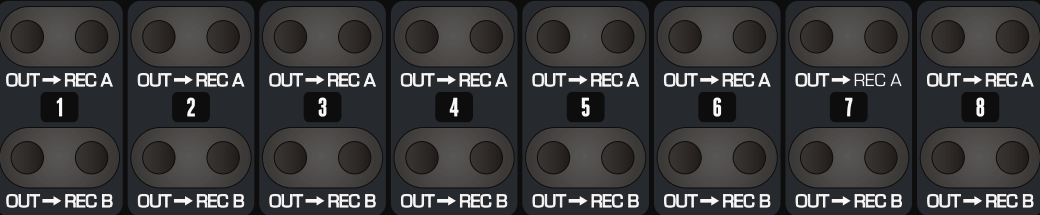


MULTI-TRACK BUS OUTPUTS 1-8




TAPE RETURN PATH CHANNEL PATH



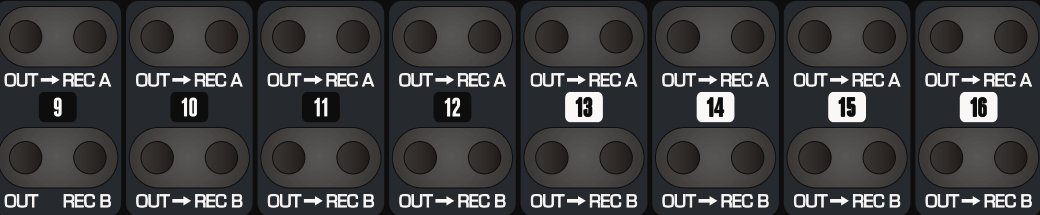
TAPE RETURN PATH CHANNEL PATH



TIE LINES




MULTI-TRACK BUS OUTPUTS 9-16




TAPE RETURN PATH CHANNEL PATH



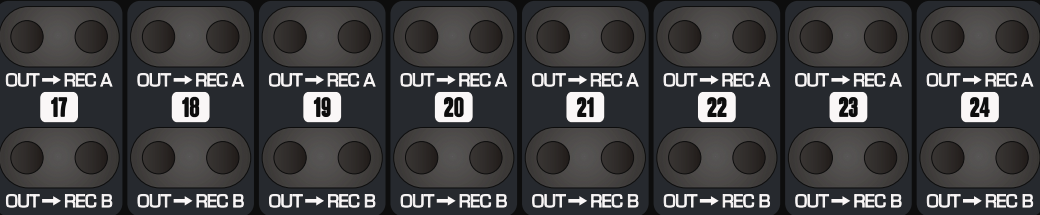
TAPE RETURN PATH CHANNEL PATH



TIE LINES




MULTI-TRACK BUS OUTPUTS 17-24




SUB GROUP INSERTS & OUTPUTS



MAIN SPEAKERS ALT SPEAKERS 1 ALT SPEAKERS 2 ALT SPEAKERS 3



TIE LINES



→ DENOTES A HALF-NORMAL CONNECTION (RIGHT-HAND JACK BREAKS PAIR)

ALL TIE LINES ARE THROUGH-WIRED AS DEFAULT FIT LK JUMPERS INTERNALLY TO HALF-NORMAL