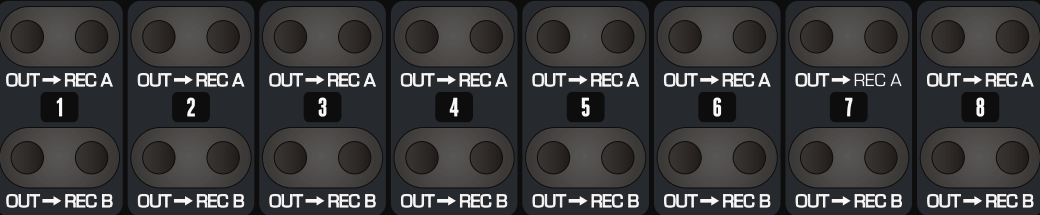
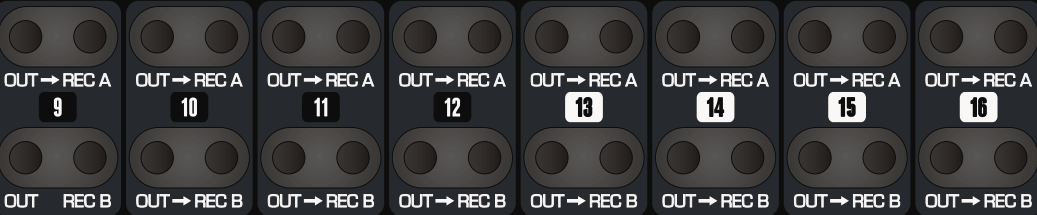


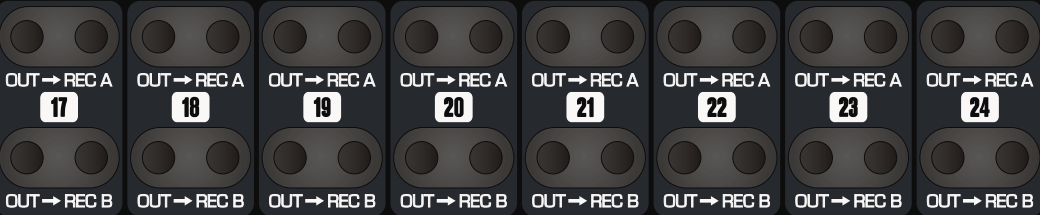
MULTI-TRACK BUS OUTPUTS 1-8



MULTI-TRACK BUS OUTPUTS 9-16



MULTI-TRACK BUS OUTPUTS 17-24



TAPE RETURN PATH CHANNEL PATH




TAPE RETURN PATH CHANNEL PATH




SUB GROUP INSERTS & OUTPUTS




TIE LINES



TIE LINES



TIE LINES



→ DENOTES A HALF-NORMAL CONNECTION (RIGHT-HAND JACK BREAKS PAIR) ALL TIE LINES ARE THROUGH-WIRED AS DEFAULT FIT LK JUMPERS INTERNALLY TO HALF-NORMAL